

# MultiCash<sup>®</sup> 3.23

## Key changes to version 3.22

October 2012 – Version 1.3

Omikron Systemhaus GmbH & Co. KG  
Von-Hünefeld-Str. 55  
D-50829 Köln

Tel.: +49 (0)221 -59 56 99 -0  
Fax: +49 (0)221 -59 56 99 -7

info@omikron.de  
www.omikron.de

**Table of contents:**

<b>1</b>	<b>PRELIMINARY REMARKS .....</b>	<b>3</b>
<b>2</b>	<b>GENERAL INFORMATION .....</b>	<b>4</b>
<b>2.1</b>	<b>Basics .....</b>	<b>4</b>
<b>2.2</b>	<b>Important remarks – please take notice! .....</b>	<b>4</b>
2.2.1	Statistics module.....	4
2.2.2	MultiCash WebEdition .....	4
<b>2.3</b>	<b>Technical changes.....</b>	<b>5</b>
2.3.1	Help system converted .....	5
2.3.2	System log: Storage in database .....	6
2.3.3	System log: Syslog interface .....	7
<b>3</b>	<b>EBICS COMMUNICATION .....</b>	<b>8</b>
<b>3.1</b>	<b>New protocol version H004 (EBICS 2.5) .....</b>	<b>8</b>
<b>3.2</b>	<b>New protocol session type HAC.....</b>	<b>10</b>
<b>3.3</b>	<b>EBICS France .....</b>	<b>11</b>
3.3.1	Initialization letters in French language .....	11
3.3.2	Automatic protocol request with session type HAC .....	11
3.3.3	Signature media: SWIFT and Keynectis .....	11
<b>3.4</b>	<b>Display of the authorization profiles on the bank server .....</b>	<b>12</b>
<b>4</b>	<b>FUNCTIONAL ENHANCEMENTS CORE MODULE SYSTEM.....</b>	<b>13</b>
<b>4.1</b>	<b>Signature key in database.....</b>	<b>13</b>
<b>4.2</b>	<b>File manager: Optimizations database overview .....</b>	<b>14</b>
<b>4.3</b>	<b>File manager: Double file check.....</b>	<b>15</b>
<b>4.4</b>	<b>File manager: Creation of standard download jobs .....</b>	<b>16</b>
<b>4.5</b>	<b>User administration: User groups are provided .....</b>	<b>16</b>
<b>4.6</b>	<b>Logon: No blocking any longer after 3 unsuccessful attempts.....</b>	<b>18</b>
<b>4.7</b>	<b>SEPA: SRZ Policy .....</b>	<b>19</b>
<b>4.8</b>	<b>Limit module enhanced with approvals.....</b>	<b>19</b>

## 1 Preliminary remarks

This document describes the key enhancements of the product platform for version 3.23 (and some functional enhancements of the last releases in generation 3.22) as overall concept.

It is addressed to

- Users
- Banks
- Omikron Partners
- as well as the internal divisions at Omikron which accompany the development.

The document shall be used to explain to all parties involved in clear form the functional enhancements.

In contrast, it shall not present all changes in their entirety. All changes (also details) are documented in the Omikron Change Request database "Meldung@Web", which is used to create a complete list of changes for each release.

## 2 General information

### 2.1 Basics

The version 3.23 is based on the platform generation 3.20. The architecture has not been changed basically so that furthermore additional modules of the generation 3.20 can be used with the new Core module. For this reason, only the modules must be replaced apart from the Core module with version 3.23:

- Electronic signature (all variants)
- Communication module EBICS
- Communication module BCS-FTAM
- Communication module BCS-FTP
- Limit module

Remark: As the changes in the area of the communication only concern the German procedures, all other communication modules here not mentioned remain unchanged. This means that in this case the modules of version 3.22 can be used under Core module 3.23.

### 2.2 Important remarks – please take notice!

#### 2.2.1 Statistics module

The module has been internally restructured. For this reason, the user right must be reset in the functional profile.

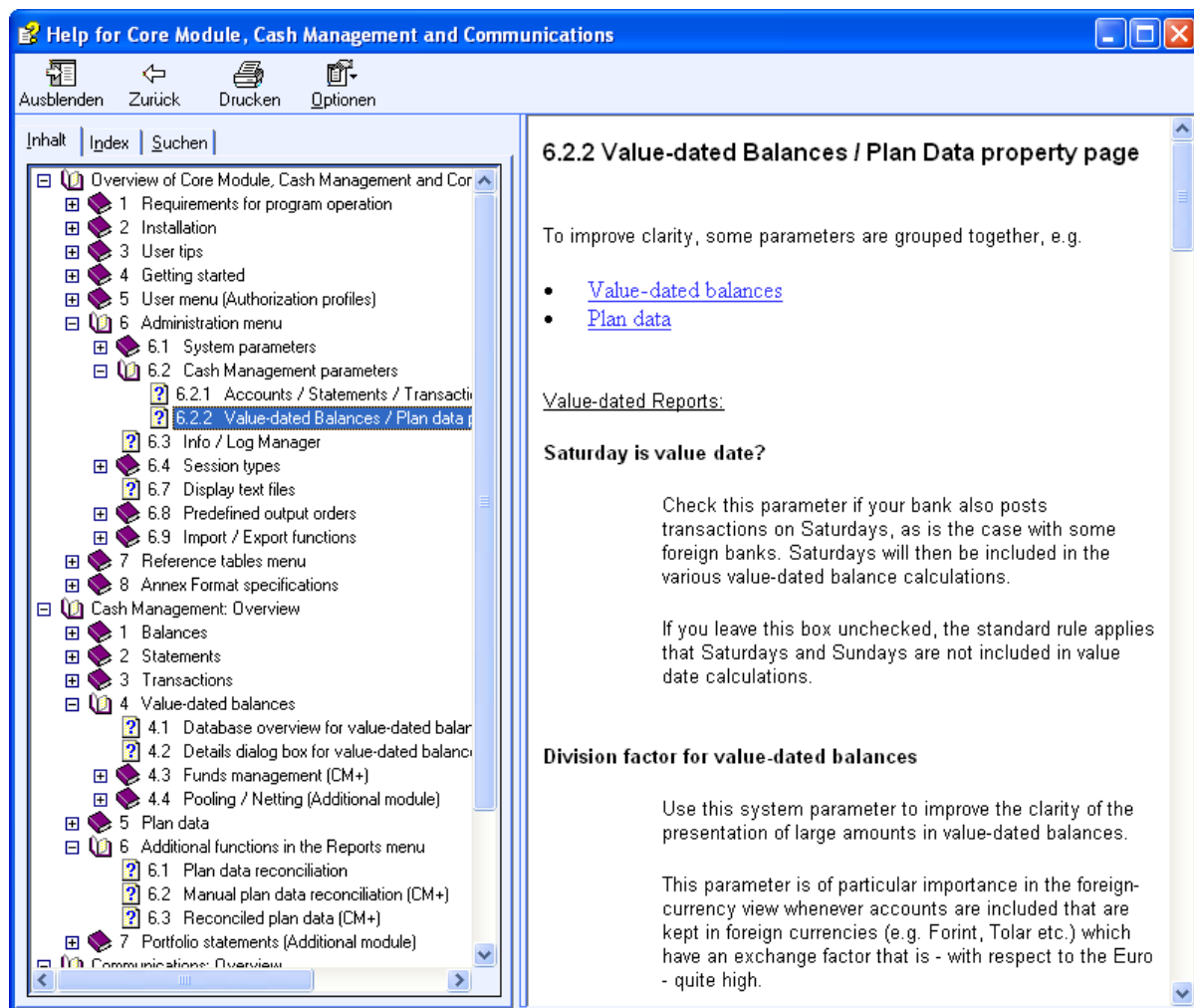
#### 2.2.2 MultiCash WebEdition

By means of the integration of the TLS encryption (optional with server and client certificates) the installation has been restructured compared to MultiCash@Web. Please observe the documentation for the MultiCash WebEdition.

## 2.3 Technical changes

### 2.3.1 Help system converted

As starting from Windows Vista onwards the Microsoft WinHelp subsystem is no longer supported by default, the MultiCash help has been converted to the Windows help system for “Compiled HTML”. In this process, the context-sensitive access from the program dialogs has been retained:



Remark: If there is no new help file (\*.chm) available for a module, the old help is started.

### 2.3.2 System log: Storage in database

To ensure also an encryption for the system log, starting from release 3.23 this has been transferred from a file to a database table. In this context, the following information has been added to separate database fields to enable a specific selection:

- Bank access
- (external) User ID
- Session type
- Job number

System log (Log size: 1210 records) (Searching pauses)

Number: 123

Text  
Dialog Anmeldung eines neuen Benutzers

Date	Type	User	App...	Text	Re...	Org...	BPD file	User ID	Ses...	Job n...
10.10.12 10:54:18...	System	10	MCT	Database maintainance View system log	0	0				
10.10.12 10:54:02...	System	1	MCT	Dialog Anmeldung eines neuen Benutzers	0	0				
10.10.12 10:53:58...	System	1	MCT	Datenbankpflege Erfassen, Ansehen und Ändern von Benutzerstammdaten	0	0				
10.10.12 09:46:51...	System	1	MCT	Datenbankpflege Ansehen des Systemprotokolls	0	0				
10.10.12 09:46:40...	System	1	MCT	Internes Modul Aktive Überwachungen	0	0				
10.10.12 09:46:40...	System	1	MCT	Internes Modul Automat	0	0				
10.10.12 09:46:39...	System		MCT	Dialog Anmeldung eines neuen Benutzers	0	0				
10.10.12 09:46:38...	System		MCT	Internes Modul Automat	0	0				
10.10.12 09:46:38...	System		MCT	Programmstart MultiCash 3.2	0	0				
10.10.12 09:30:40...	Processing	1	MCT	Auftrag 'Prüfung Bankverzeichnisse' (ID:99000001) geändert	0	0				
10.10.12 09:30:40...	System	1	MCT	Erfassen, Anzeigen und Ändern von Aufträgen : Datensatz 99000001 wurde geändert.	0	0				
10.10.12 09:30:30...	Processing	1	MCT	Auftrag 'Prüfung Bankverzeichnisse' (ID:99000001) geändert	0	0				
10.10.12 09:30:30...	System	1	MCT	Erfassen, Anzeigen und Ändern von Aufträgen : Datensatz 99000001 wurde geändert.	0	0				
10.10.12 09:30:21...	System	1	MCT	Datenbankpflege Erfassen, Anzeigen und Ändern von Aufträgen	0	0				
10.10.12 09:30:16...	System		MTS	Internes Modul Monitor	0	0				
10.10.12 09:30:15...	System		MTS	Internes Modul Automat	0	0				
10.10.12 09:30:15...	System		MTS	Programmstart MultiCash Transfer Kommunikationsmanager	0	0				
10.10.12 09:30:15...	Processing		MTS	MultiCash Transfer Kommunikationsmanager gestartet	0	0				
10.10.12 09:30:13...	System	1	MCT	Internes Modul Aktive Überwachungen	0	0				
10.10.12 09:30:13...	System	1	MCT	Internes Modul Automat	0	0				
10.10.12 09:30:11...	System		MCT	Dialog Anmeldung eines neuen Benutzers	0	0				

Select Print Additional information Help

### 2.3.3 System log: Syslog interface

Some corporates require a central log system for all hosted applications. To support this, system log entries can be additionally transmitted using the standard procedure "syslog" (RFC 5424) to a central server.

The transmission of the log entries to a syslog server is activated by the entry of its IP-Address and the corresponding port in the CSUB.PRO configuration file:

```
SYSLOGPORT      514                      (=Default syslog port)
SYSLOGIP        nnn.nnn.nnn.nnn
```

The syslog server is registering then the following information for each entry:

- Time
- Server
- Application ID
- Text

The logon information in this process is highlighted with facility=4 (security/authorization), the system log entries are highlighted with severity=6 (informational).

Example:

```
Aug  1 16:57:42 r-hkn4 MCC Das Passwort für Benutzer HKNGB ist falsch
Aug  1 16:57:43 r-hkn4 MCC Das Passwort für Benutzer HKNGB ist falsch
Aug  1 16:58:03 r-hkn4 MCC Interner Benutzer nicht registriert
Aug  2 11:51:24 r-hkn4 MCC Programmstart MultiCash 3.2
Aug  2 11:51:24 r-hkn4 MCC Internes Modul Automat
Aug  2 11:51:25 r-hkn4 MCC Dialog  Anmeldung eines neuen Benutzers
Aug  2 11:51:25 r-hkn4 MCC Internes Modul Automat
Aug  2 11:51:25 r-hkn4 MCC Internes Modul
Aug  2 11:51:38 r-hkn4 MCC Datenbankpflege Ansehen des Systemprotokolls
Aug  2 11:51:45 r-hkn4 MCC Datenbankpflege Erfassen, Anzeigen und Ändern von Planungsdaten
Aug  2 11:51:56 r-hkn4 MCC Erfassen, Anzeigen und Ändern von Planungsdaten : Datensatz
SOGEFRPP / 1000200030005 / 02.08.11 / 1.212,00 wurde eingefügt.
Aug  2 11:52:00 r-hkn4 MCC Datenbankpflege Ansehen des Systemprotokolls
Aug  2 11:52:13 r-hkn4 MCC Datenbankpflege Auswertungen der valutarischen Salden
Aug  2 11:52:22 r-hkn4 MCC Externes Programm ..\IZVWIN\PRG\IZVWIN31.EXE
Aug  2 11:52:23 r-hkn4 IZV Programmstart Inlandszahlungen
Aug  2 11:52:23 r-hkn4 IZV Internes Modul Automat
Aug  2 11:52:26 r-hkn4 IZV Datenbankpflege Erfassen, Ansehen und Ändern von Konten
Aug  2 11:52:43 r-hkn4 MCC Datenbankpflege Ansehen des Systemprotokolls
Aug  2 11:53:01 r-hkn4 MCC Bitte beenden Sie erst folgende Modul: IZV
Aug  2 11:53:05 r-hkn4 IZV Ende Inlandszahlungen
Aug  2 11:53:07 r-hkn4 MCC Datenbankpflege Ansehen des Systemprotokolls
Aug  2 11:54:22 r-hkn4 MCC Ende CashManagement
Aug  2 16:39:40 r-hkn4 MCC Programmstart WEB
Aug  2 16:39:50 r-hkn4 MCC Dialog  Anmeldung eines neuen Benutzers
Aug  2 16:39:52 r-hkn4 MCC 2008 Blendet Info- und Protokollmanager aus oder ein
Aug  2 16:40:31 r-hkn4 MCC Datenbankpflege Ansehen und Ändern von Organisationseinheiten
Aug  2 16:43:39 r-hkn4 MCC Ansehen und Ändern von Organisationseinheiten : Datensatz 11000001
wurde geändert.
Aug  2 16:49:21 r-hkn4 MCC Datenbankpflege Erfassen, Anzeigen und Ändern von Kontostammdaten
Aug  2 16:49:34 r-hkn4 MCC Ende WEB
Aug  2 16:49:35 r-hkn4 MCC Programmstart WEB
Aug  3 11:42:06 r-hkn4 MCC Programmstart MultiCash 3.2
Aug  3 11:42:07 r-hkn4 MCC Internes Modul Automat
Aug  3 11:42:16 r-hkn4 MCC Dialog  Anmeldung eines neuen Benutzers
Aug  3 11:43:31 r-hkn4 MCC Internes Modul Automat
Aug  3 11:43:33 r-hkn4 MCC Internes Modul
Aug  3 13:00:29 r-hkn4 MCC Datenbankpflege Unterschreiben und Versenden von Dateien
Aug  3 13:01:12 r-hkn4 MCC Unterschreiben und Versenden von Dateien : Datensatz IZV / A0Y1 /
T wurde eingefügt.
Aug  3 13:01:21 r-hkn4 MCC Unterschreiben und Versenden von Dateien : Datensatz IZV / A0Y1 /
T wurde geändert.
Aug  3 13:01:32 r-hkn4 MCC 03.08.11 13:01-13:01 COBA          Inlandzahlungsverkehrsdatei  OK
Aug  3 13:01:32 r-hkn4 MCC Internes Modul Automat
Aug  3 13:02:44 r-hkn4 MCC 03.08.11 13:02-13:02 COBA          Protokolldatei abholen  positive
Quittung erhalten
```

### 3 EBICS Communication

#### 3.1 New protocol version H004 (EBICS 2.5)

The new protocol version H004 is supported according to the EBICS specification version 2.5. Instead, the signature versions A004-A006 can be continued to be used in an unchanged way. As the deployment of EBICS 2.5 does not offer any key benefits, no automatic switch to the latest protocol version is effected in this case.

The bank systems are signalling the support of the different procedures using the session types HEV/HPD, which are automatically retrieved each month. You can check the status of the given bank system in the bank parameter data using the EBICS parameter button:

EBICS protocol versions	Authentication versions	Encryption versions	Signature versions
<input checked="" type="checkbox"/> H001	<input checked="" type="checkbox"/> X001	<input checked="" type="checkbox"/> E001	<input checked="" type="checkbox"/> A004
<input checked="" type="checkbox"/> H002	<input checked="" type="checkbox"/> X002	<input checked="" type="checkbox"/> E002	<input checked="" type="checkbox"/> A005
<input checked="" type="checkbox"/> H003			<input checked="" type="checkbox"/> A006
<input checked="" type="checkbox"/> H004			

If the protocol version H004 is supported by the respective bank, the access can be manually switched to it in the bank parameters. Further actions are not required:

**EBICS - Bank parameter file**

Description of the bank parameter file: Commerzbank

Bank connection details: Address (URL):  Check access

Authentication status of the bank:

Information regarding the bank:

Customer-ID	Host name	Operation mode	EBICS-Protocol version
EBX00010	ROMIKRON	Standard	H004

Automatic collection of PTK files: How many minutes after sending a file (0=Never)?

Allocations Internal user and user no. at bank:

Internal name	External name	Save Comms. pass...	Default user	Current ES version	EBICS status
HKNGB (Sir Harold Knowles-Hobbington)	EBX00012	Yes	No	A006 (2048 Bit)	Ready
HKNDE (Helmut Knester)	EBX00011	Yes	Yes	A006 (2048 Bit)	Ready

After the switch, the order numbers are allocated by the bank server for transmit sessions, but no longer by the client system. However, this is only important for the adaptation of bank and customer system (e.g. for protocols or distributed signature). Therefore, the processing remains unchanged in the customer software, but the order number allocated by the bank system is displayed additionally for analysis purposes in the file manager:

**File manager**

Communications | Post-Processing |

File name: 12041101.VIR

BPD file name: 20\_1 Société Générale Paris ES check OK

File Type: VIR France domestic payments ☐ Receive ☒ Send Attribute: B Order number: A010

Access class: ?

Organizational unit: ?

Executed actions:

	Internal name	Date / Time
Order created	HKND (Helmut Knester)	11.04.12 15:04
Rejection of order		
Approvals	HKND (Helmut Knester)	11.04.12 15:06
	HKNG (Sir Harold Knowles-Hobbington)	11.04.12 15:07
Electronic signatures	MARIE (Marie Dupont)	11.04.12 15:16
	FRANCOIS (Francois Hulot)	11.04.12 15:16

Order number bank / Comms: A000 11.04.12 15:36

### 3.2 New protocol session type HAC

With EBICS 2.5 as an alternative to the well-known session type PTK you can retrieve with the session type HAC a customer log in XML format. This is also allocated to the corresponding file manager entry and prepared for display analog to PTK:

The screenshot displays two windows from the MultiCash application. The background window shows an XML file named 'O:\MCC320\MCCWIN\BWMDA0G0.HAC' with XML content related to EBICS transactions. The foreground window is the 'File manager' dialog, which is configured for a file named '12041602.CCT'. It shows details for a 'CCT SEPA Credit Transfer ZKA' transaction, including the BPD file name '20\_1', the customer 'Société Générale Paris', and the order number 'A031'. The 'Access class' is set to '?'. The 'Organizational unit' is also set to '?'. The 'File manager' window displays a list of transactions with the following details:

Date	Time	Transaction Type	File ID
16.04.12	17:34:19	FILE_UPLOAD	120416173520002
Hostname : ROMIKRON Order : CCT B002 Customer : EBXFR010 MCC 322-SG User : EBXFR011 Result : TS01 Transmission successfully completed			
16.04.12	17:34:18	ES_VERIFICATION	120416173520002
Hostname : ROMIKRON Order : CCT B002 Customer : EBXFR010 MCC 322-SG User : EBXFR011 Result : DS07 All actions concerning the order could be carried out by the bank			
16.04.12	17:34:18	ORDER_HAC_FINAL_POS	120416173520002
Hostname : ROMIKRON Order : CCT B002 Customer : EBXFR010 MCC 322-SG User : EBXFR011			

Below the transaction list, the 'Payments' section shows the following details:

Field	Value
File-ID	MCCT12041690638059659
Date/Time	16.04.2012/15:34:11

The 'Batch reference' section shows the following details:

Field	Value
Batch reference	12041600004
Bank code	S0GEFRPPXXX
Account number	FR1230003025000000020002055
Ordering party data	Omikron Systemhaus
Number of transactions	2
Sum of amounts in EURO	15,00
Execution date	16.04.2012

The 'File manager' window also includes a 'Print' button and a 'Help' button.

### 3.3 EBICS France

#### 3.3.1 Initialization letters in French language

Some banks in France require initialization letters in French language. For this reason, the processing has been changed in the way that regardless of the user language for operating mode France (T or TS) the key forms are generated in French language. Prerequisite for this is that the ES module is also installed in the French version.

#### 3.3.2 Automatic protocol request with session type HAC

In the French operating mode from EBICS version 2.5 the automatic protocol request is executed as session type HAC instead of ACK (if defined in the bank parameters).

#### 3.3.3 Signature media: SWIFT and Keynectis

For the operating mode TS (i. e. with personal signature) with the PKCS#11 signature module the signature media “**SWIFT 3SKey**” and “**Keynectis K.Sign**” are supported. Of course, these devices can also be used for EBICS and MCFT standard signatures without certificate, so that they can be deployed universally.

Remark: If you want to change to one of these media, you should keep in mind that compared to all existing bank connections a new initialization must follow, as a new private key is used.

### 3.4 Display of the authorization profiles on the bank server

The authorization profiles configured on the bank server can be retrieved via EBICS using the session type HKD. This information is saved then per bank and can be displayed in the bank parameter data by clicking on the new “Bank data” button:

EBICS - Bank parameter file

Description of the bank parameter file: EBICS with bank data

Bank connection details:  
Address (URL): https://t-ufa3.tr.omikron.de/EBICS/

Information regarding the bank:  
Customer-ID: EBC323KK  
Host name: EBICSUFA  
Operation mode: Standard  
EBICS-ID: H

Allocations Internal user and user no. at bank:

Internal name	External na...	Save Comms. passw...	Defau
3	EBC323T3	No	No
2	EBC323T2	No	No
1	EBC323TT	No	No

Buttons: New user, Change Comms. password, Bank data

Right pane: DAT\HKDA000.DSP

Address:  
Name and address  
Ebics BR 323

Information on bank:  
Host name

Account data:

Currency	Account id	Bank
EUR		
EUR		
EUR		
EUR		
EUR		
EUR		
EUR		

Session types:

Session type	Direction	ES required	Description
ACK	Download		EBICS-Protokoll (PSR)
ATZ	Upload	2	Österreich IZV V3
AZV	Upload	2	Auslandszahlungsverkehrsdatei
C2C	Upload	2	SEPA Firmenlastschrift Container
C52	Download		CAMT Saldenreport/Vormerkposten
C53	Download		CAMT Tagesauszug
C54	Download		CAMT Sammelbuchungsdatei/Avise

**Remarks:** We recommend to create for each bank an automatic HKD request with repetition frequency “Once per month” to update the data automatically.

The functionality of the button “EDIFACT-ID” positioned here so far in the bank parameters can no longer be used from ES version A006 onwards. For this reason, the button has been removed.

## 4 Functional enhancements Core module system

### 4.1 Signature key in database

Sometimes it is not possible for technical or organizational reasons to use external devices for storing signature keys. For this reason, many users save in this case their keys on the hard disk of their system or on their network resource. Under the security aspect, however, this cannot be recommended, as then the risk increases that non-authorized persons could get access to the private key.

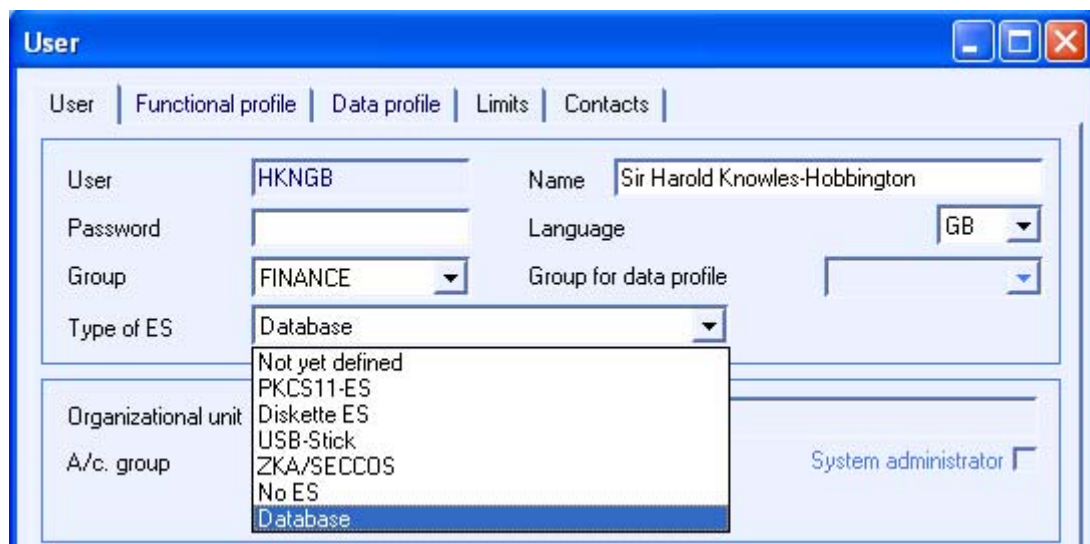
Nevertheless, due to the quick and simple implementation without any further costs or technical adaptations, this solution has proved to be very popular within banks and corporates throughout Europe. To increase the security and the comfort, from version 3.23 the keys can be alternatively stored in the internal database.

This variant, compared to the storage in a file, has the following significant benefits:

- Easiest configuration, no drive mapping of a network resource any longer
- The signature keys are always provided on all workstations in the network
- The signature medium cannot be corrupted or get lost
- Signature keys are included in the data backup of the system
- Improved protection against access by unauthorized persons

Remark: Please choose in this case a secure password (with alphabetic and numeric characters and at least 6 digits length), since the key is no longer owned by yourself.

To activate this option, simply choose in the user administration as type of ES the variant "Database":



If you change here for an existing user the signature medium from "Diskette-ES" or "USB-Stick" to "Database", so at the next logon the wizard for the import of the signature keys in the database is offered to the user concerned.

## 4.2 File manager: Optimizations database overview

In the database overview of the file manager, the following enhancements have been implemented for the better identification of payment orders:

1. An additional column displays the number of payments contained in the file because the accounting document includes in most cases the total amount and the number of payments.
2. For payment files which contain the foreign transfers in multiple currencies, the amounts are by default converted into the reference currency of the currency table (in most cases EUR). But this total cannot be found on any document for matching. For this reason, (already from release 3.22.008 onwards) the totalling can be optionally made in such cases without currency conversion. In the currency field, then "\*" is included.

To do so, please set in the profile file CSUB.PRO the following entry:

FILEMANAGER\_NO\_CURRENCY\_CONVERSION 1

3. In addition, the content of the "File name" column can be flexibly filled with contents from the payment file, as the file name is not meaningful in many cases. For this, the following information is supported:

- a) First sender bank ID (%BANKID%)
- b) First sender account number (%ACCNO%)
- c) Account name of the first account from the account table (%ACCNAME%)
- d) First execution date (%EXECDATE%)
- e) First batch reference (%REF%)
- f) File name: complete (%FILE%), only name (%FILENAME%), only extension (%FILEEXT%)

If you want to use this functionality, please enter in the CSUB.PRO configuration file the following key value.

FILEMANAGER\_EYECATCHER XXX

In this context, XXX is a character string which can be used to combine the above listed wildcards for the contents together with constant texts optionally for the desired display. Example:

FILEMANAGER\_EYECATCHER Kto: %ACCNO% R: %REF% V: %EXECDATE%

This results in the following display in the file manager (the conversion is logged in the system log):

**File manager !! Updating view possible (F5) !!**

Signatures  
 HKNGB (Sir Harold Knowles-Hobbington) 13.04.12 12:28  
 HKNDE (Helmst Knester) 13.04.12 12:28

Approvals  
 MARIE (Marie Dupont) 13.04.12 12:29

Display transmit sessions  Period

☐ Do not show successfully sent files  
☐ Only show files pending ES  
☐ Do not show files signed by yourselves

**General information about the file PLANDAT1.AZV**

File creation date	Number of logical files	Total number of payments
09.02.2006	1	9

**Summary information on all payments**

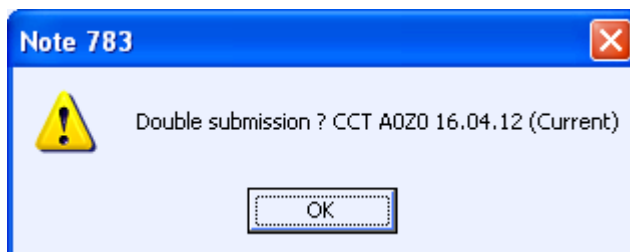
Type	Value date / Ordering party Number	Amount	Currency
Transfer	09.02.2006 10070000 0241500800 / EUR OMIKRON SYSTEMHAUS	10.000,00	EUR
Transfer	10.02.2006 10070000 0241500800 / EUR OMIKRON SYSTEMHAUS	11.000,00	EUR
Transfer	11.02.2006 10070000 0241500800 / EUR OMIKRON SYSTEMHAUS	12.000,00	EUR
Transfer	12.02.2006 10070000 0241500800 / EUR OMIKRON SYSTEMHAUS	13.000,00	EUR

Session ...	Ono	Status	Original file name	Bank name	Currency	Amount	Total number...
<input type="checkbox"/> CCT	A0U0	OK	Kto: 0000020002055 R: 12041200011 V: 12.04.12	Société Générale Paris (20_1)	EUR	557.788,00	3
<input checked="" type="checkbox"/> AZV	A0F0	Waits for approval	Kto: 241500800 R: 241500800 V: 09.02.06	Commerzbank (COBA)	*	329.000,00	9
<input type="checkbox"/> IZG	A0B0	Pending ES	Kto: 102900800 R: 1304120001 V: 13.04.12	Commerzbank (COBA)	EUR	10,00	1

### 4.3 File manager: Double file check

The double file check has been optimized in the following way:

The check on the identical checksum is made regardless of file name and status for the current orders of the same session type and the last two history tables. If a file is found with the same hash, a corresponding message text is displayed with reference to the previous file and data set.



The order is added with status "rejected" and the message text is displayed. The order can then be reactivated if it shall be executed:

**File manager !! Updating view possible (F5) !!**

Signatures: MARIE (Marie Dupont) Time: 16.04.12 17:15

Display transmit sessions: [v] Period: [Current v]

☐ Do not show successfully sent files  
☐ Only show files pending ES  
☐ Do not show files signed by yourselves

Session ...	ONo	Status	Original file name	Bank name
<input checked="" type="checkbox"/> CCT	A011	Rejected	Kto: 0000020002055 R: 12041600004 V: 16.04.12 Double submission ? CCT A0Z0 16.04.12	Société Générale Paris
<input type="checkbox"/> CCT	A0Z0	ES check OK	Kto: 0000020002055 R: 12041600004 V: 16.04.12	Société Générale Paris
<input type="checkbox"/> CCT	A0Y0	Pending ES	Kto: 0000020002055 R: 12041600003 V: 16.04.12	Société Générale Paris
<input type="checkbox"/> IZG	A0D0	Pending ES	Kto: 102900800 R: 1604120001 V: 16.04.12	Commerzbank (COBA)
<input type="checkbox"/> CCT	A0X0	Pending Comms.	Kto: 0000020002055 R: 12041600002 V: 16.04.12	Société Générale Paris

**General information about**

Number of logical files	Total number of files
1	

**Summary information**

Type	Value date / Ordering party	...
Transfer	16.04.2012	2
	SOGEFRPPXXX	F
	Omikron Systemhaus	

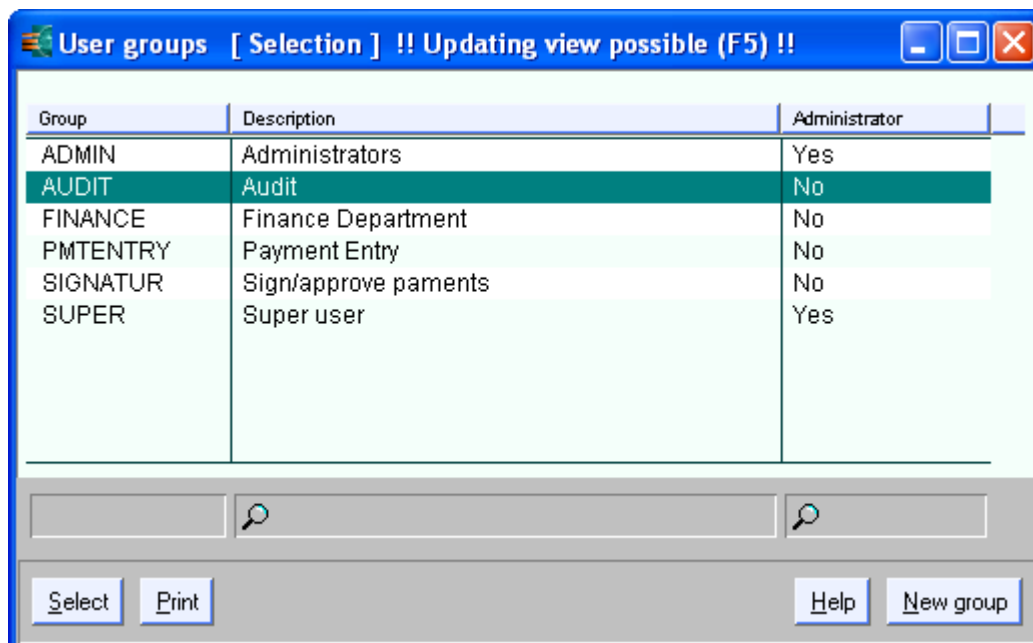
#### 4.4 File manager: Creation of standard download jobs

During initialization for each new bank access the system creates standard download jobs and batches as listed below:

No.	Batch / ID-Group	Session type	Content	Execution frequency / Repetition cycle	Time	Repetition all ... min.
1	MSTRDATA	HKD (for EBICS)	User profiles	Once per month	immediately	
2	DAYSTMNT	STA	Daily statements	Every time (daily until successful)	5:00-9:00	30
3	INTRADAY	VMK	Intra-day transactions	Every hour	8:00-16:00	
4	ACK	PTK	Communication acknowledgement	Once / Manually		

#### 4.5 User administration: User groups are provided

To simplify the configuration of suitable authorization profiles, some default groups are provided:



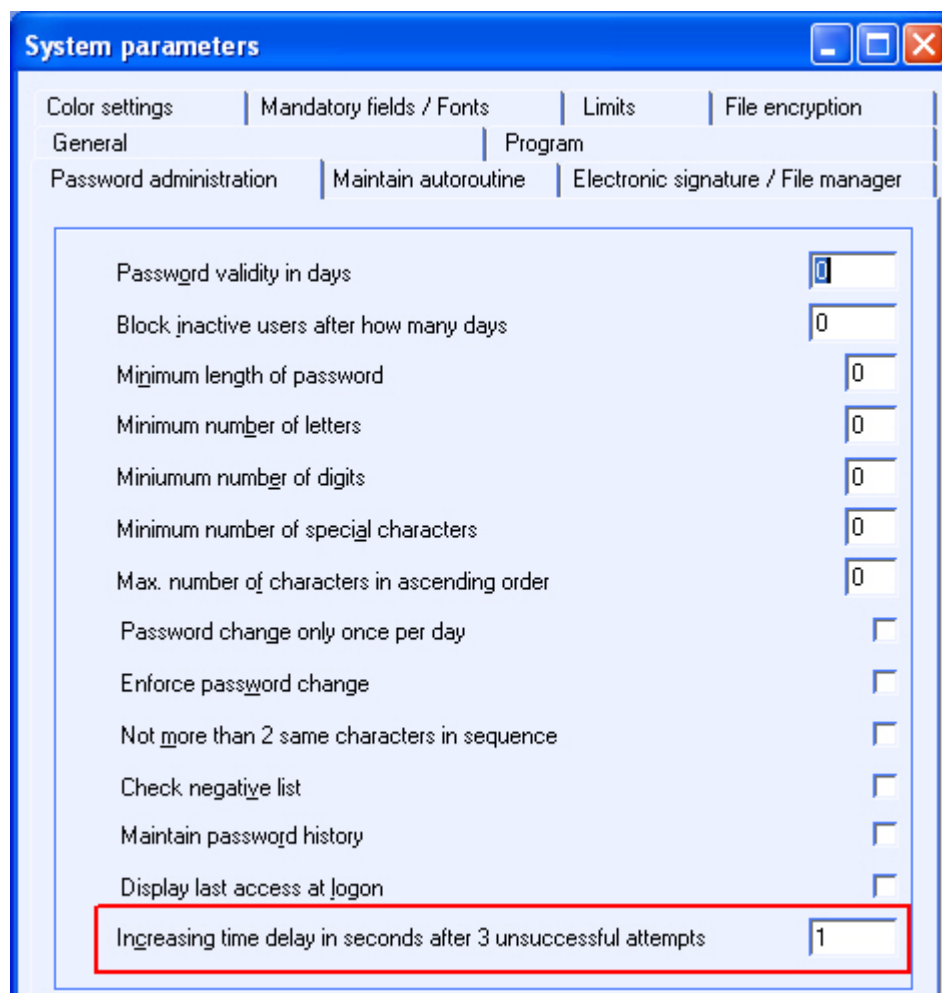
These user groups have the following characteristics:

ID	Description	Remark
AUDIT	Audit	No functions which result in data modification, read-only authorization
FINANCE	Finance department	Core module: Cash Management functions and file manager  Payment modules: Approval, transfer and history
PMTENTRY	Payment entry	Core module: File manager  Payment modules: Full authorization for data entry, but no approval
SIGNATUR	Approve/Sign payments	Core module: File manager  Payment modules: Approval, transfer and history
SUPER	Superuser	Full access all over and administrator rights

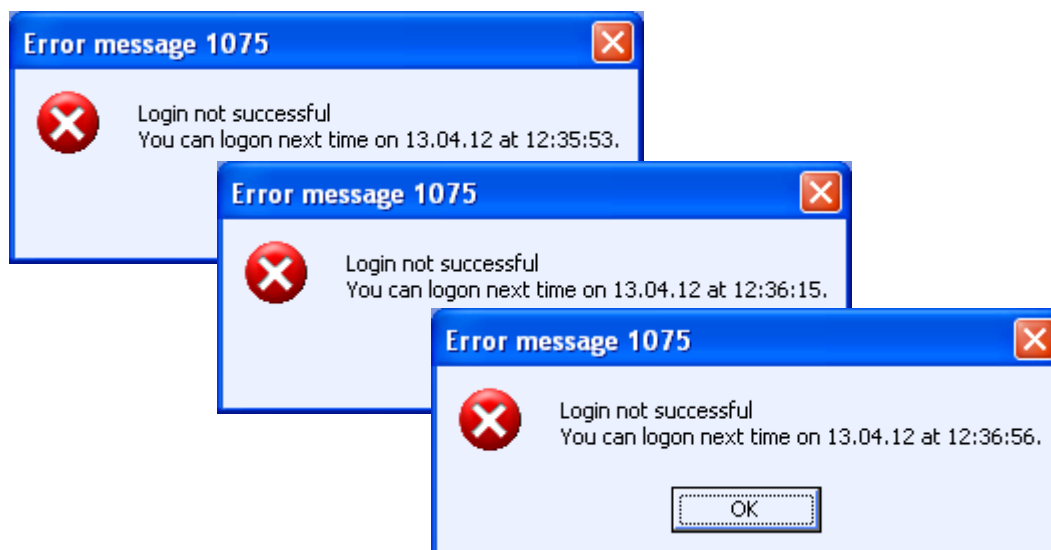
These profiles are defined in the PRIVDE.USF script, which is provided in the main directory of the installation set in USERDAT.ZIP archive. The access right profiles can here be adapted. The script is only interpreted after an installation run. In this process, the groups are only created in the access right table if they are not yet available.

#### 4.6 Logon: No blocking any longer after 3 unsuccessful attempts

In some security expertises, they have criticized that you could use the blocking after a threefold wrong entry of the user password for conscious "Denial of Service" attacks. For this reason, (already with release 3.22.008) a new password parameter has been implemented:



If here another value than 0 has been entered, when entering the wrong password several times, the user is not blocked, but only the option for logon is delayed increasingly:



#### 4.7 SEPA: SRZ Policy

To support SEPA payments of IT Service Centers according to the SRZ policy, in particular for the authorization with Distributed Electronic Signature, the following session types are newly added:

CCS – SEPA Credit Transfer Service Center  
 CDS – SEPA Direct Debit Service Center  
 C2S – SEPA Corporate Direct Debit Service Center

Type	Description	receive	send	Deactivated
C2S	SEPA Corporate Direct Debit Service-C.	No	Yes	No
CCS	SEPA Credit Transfer Service-Center	No	Yes	No
CDS	SEPA Direct Debit Service-Center	No	Yes	No

#### 4.8 Limit module enhanced with approvals

The limits entered for the users are now also used for the approval of payments in the file manager. So far, these had only an effect on the rights of the bank-specific signature.

User:

IntraCompany credit transfers: EUR  ☐

Other credit transfers: EUR  ☒

Direct debits: EUR  ☒

Signature classes: